

Notice to all business entities in the district

Companies are generally expected to handle their own recycling and waste disposal!!

Businesses are required to comply with the laws and ordinances* as follows.

- Properly dispose of waste generated in the course of business activities at one's own responsibility
- Endeavor to reduce the amount of waste
- Cooperation with the ward policies

* Waste Management and Public Cleansing Law (Enacted on September 24, 1971)

* Meguro City Ordinance Concerning the Control of Waste Generation, Promotion of Reuse, and Proper Disposal of Waste (Enacted on April 1, 2000)



What are the responsibilities of waste disposal?

- Outsource to a licensed waste disposal company
- Take the waste to a waste disposal facility such as a waste incineration plant

and other methods. Please dispose of the materials properly at your own expense.

See the back (page 6) for information on waste disposal companies.

Under regulations, the district does not collect recyclables and waste generated by businesses.

However, only businesses that generate less than 50 kg of recyclables and waste per day and are unable to dispose of it on their own may place for fee-based municipal collection service to the extent that it does not interfere with the collection of household waste.

All recyclables and waste require a disposal fee.

To ensure that the burden is appropriate, please be sure the proper prepaid waste disposal stickers are placed before placing the waste out for collection. Waste without a sticker or with a sticker price of which is short of required fee will not be collected.



Please follow the rules set by Meguro City.

Follow the rules set by Meguro City and place your recyclables and waste at the designated collection points on the designated collection day and time. Do not set waste out the day before or late at night.

For businesses that seek to use the municipal collection service, please refer to pages 2 and 3.

Recyclables and waste generated by businesses...

This refers to recyclables and waste generated in the course of business activities, whether by a company, restaurant, shop, or any other business. Business activities include not only for-profit activities but also activities such as education and welfare programs and public services. It also includes plastic bottles, food containers, and any other waste generated by employees during mealtime and the like.

Using the municipal collection service

Please note!

If you run a business out of your home, **please place your business waste and household waste in separate bags** for disposal.

Note that all waste discharged in the same bag (container) will be considered as business waste.



Bulky waste items (typically those measuring 30 cm in length or longer on one side) generated in the course of business activities cannot be collected by the city.





Please outsource collection to a waste disposal company.



(See page 6 for more information on waste disposal companies.)

All are chargeable Please affix the correct prepaid disposal sticker for business waste.

There are a total of four types of prepaid disposal stickers for business waste.

Type		Price
10ℓ stickers (10 per set)		¥870
20ℓ stickers (10 per set)		¥1,740
45ℓ stickers (10 per set)		¥3,910
70ℓ stickers (5 per set) For lightweight waste		¥3,045

Prepaid waste disposal stickers for Meguro City can be purchased at store locations, including supermarkets and convenience stores, displaying the sign shown at right.

Notes: 1. The stickers cannot be purchased at the Meguro Waste Collection Office, Waste Management & Recycling Section.

Notes: 2. That tickets issued by other cities or wards cannot be used in Meguro City.



Approximate bag size

10ℓ bag: 30cm x 35cm, 20ℓ bag: 40cm x 60cm, 45ℓ bag: 65cm x 80cm, 70ℓ bag: 80cm x 90cm

Important notes when using prepaid disposal stickers for business waste

Prepaid waste disposal stickers **must show** the shop or company name and other **identifying information**.



Waste without a prepaid disposal sticker, with a sticker whose price is short of required fee, or that is improperly sorted will not be collected. These items will be affixed with a warning sticker and left at the collection site. Refer to the details on the sticker and re-dispose of the waste properly.



How to sort and set waste

Please follow the rules and place items out for collection by the designated day and time.

Place waste in a bag or container



Bag

Affix a prepaid waste disposal sticker equal to the capacity of the bag used.



Container

Affix the prepaid waste disposal sticker on the bag corresponding to the amount of waste in the container, or stick on a piece of paper and place it on top of the waste, and cover it with the lid of the container.

Non-combustible waste

Ceramics, glass, metals, small household appliances with a maximum dimension of less than 30 cm, spray cans, lighters, gas cartridge bottles*

Week of the month



Day of the week



* Use product until empty and place in a bag separate from other non-combustible waste. Mark with "キケン" (Ki-ken, Danger). You do not need to puncture the container.

Combustible waste

Food scraps, cooking oil, clothes and fabric, twigs and dead leaves, leather and rubber products, etc.



Day of the week

Products containing mercury

Tube-shaped and bulb-shaped fluorescent lights

Week of the month



Place it in the replacement packaging or write "ケイコウカン" (Keikoukan, fluorescent tube) on the bag.

A standard 10 tube-shaped fluorescent light approx. 120cm long is equivalent to one 10 l prepaid waste disposal sticker.



Day of the week

Bottles, cans, plastic bottles, plastics

Sort out each category of item and place it in a separate clear bag. Affix the prepaid waste disposal sticker corresponding to the size of each bag. Do not place recyclables and waste in dedicated collection containers. Do not double or triple bag.



Bottles



Cans



Plastic Bottles



Plastics

Paper products (newspapers, periodicals, cardboard) Pre-registration required

Collection of paper products for business waste requires pre-registration with the city. They cannot be put out for group collection by the resident or neighborhood associations. For registration procedures, please contact the Meguro Waste Collection Office (☎03-3719-5345).

Newspapers/periodicals

One 10 l prepaid waste disposal sticker for every 10 cm height bundle.

Cardboard

One 10 l prepaid waste disposal sticker is required for two boxes the size of citrus boxes (each holds about 10 kgs, and measures a cube of approximately 35 x 55 x 35 cm).



*Fold newspapers into four (A4 size) and tie in a bundle.



*Make sure that items are broken down.
*Do not use adhesive tape.

Download the paper product collection pre-registration form from the city website.



Caution!

Please set out paper products disposed as business waste on the recyclable collection day.



Day of the week

Q&A regarding recyclables and waste disposed of by businesses

Q1 What should I do if I only dispose of **a small amount of waste**?

A1 Regardless of quantity or quality, waste disposed of as a result of business activities (business waste) cannot be disposed of as household waste. Under regulations, the city does not collect recyclables and waste generated by businesses, but businesses that dispose of than 50 kg of recyclables and waste per day and are unable to dispose of it on their own may use fee-based municipal collection service. When disposing of waste for collection by Meguro City, be sure to affix a prepaid disposal sticker it.

(See pages 2 and 3 regarding the municipal collection service.)

Q2 How do I dispose of **air conditioners, televisions, refrigerators/freezers, washing machines/dryers**?

A2 The handling of appliances used by businesses differs depending on whether they are household appliances or commercial appliances (if you are unsure, check with the manufacturer, etc.).

Household items are subject to recycling under the Home Appliance Recycling Law, hence (1) request the store of purchase or replacement store to pick up the product, or (2) contact the Electrical Household Appliance Recycling Center. (☎ 0570-087200 or internet: see code to right).



For commercial appliances, (1) ask the store of purchase or replacement store to pick up the product, or (2) contact a commercial waste disposal company to dispose of the product.

(See page 6 for more information on waste disposal companies.)

Q3 How do I dispose of **hazardous waste** (PCB waste, infectious waste, strong acid/alkali, etc.)?

A3 As hazardous wastes require special handling, they must be entrusted to an operator licensed for specially controlled general or specially controlled industrial waste.

For medical waste disposed of by medical institutions, only non-infectious waste can be requested to Meguro City for collection. In such cases, prior application is required. For more information, please contact the Meguro Waste Collection Office (☎03-3719-5345).

Q4 I want to **set my waste out at night**.

A4 Meguro City does not offer late-night collections. When disposing of waste for municipal collection, please follow the rules and set items out for collection on the designated day and at designated time. Some waste disposal companies may be able to provide consultation on collection times, etc. Please contact one directly and consider outsourcing to it.

(See page 6 for more information on waste disposal companies.)

Q5 **Why is pre-registration required for collecting paper products disposed as business waste?**

A5 Paper products disposed of from households are not collected by Meguro City but by residents or neighborhood associations (group collections). Paper products disposed of as business waste cannot be collected for group collection.

Meguro City collect only paper products from registered businesses, so pre-registration is required. For registration procedures, please contact the Meguro Waste Collection Office (☎03-3719-5345).

Please help reduce waste.

In order to make effective use of resources, preserve the global environment, and utilize landfill sites for as long as possible, residents, businesses, and the city need to work together to reduce waste.

\Benefits of waste reduction/

Promoting waste reduction and recycling offers the following benefits to businesses

01 Preservation of the global environment



By promoting efforts to reduce waste, etc.

- Resource conservation
- Energy conservation
- Pollutants reduction

We can pass on a better environment to the next generation.

Reducing waste is also linked to initiatives to **achieve the SDGs.**

What are the SDGs (Sustainable Development Goals)?

It is an international goal to achieve a sustainable and better world by 2030. Seventeen goals have been set for various fields, including the environment, welfare, and human rights.

▼ United Nations website

Examples of goals related to waste reduction



02 Improvement of corporate image



With growing concerns about global environmental issues, promoting waste reduction and recycling throughout a business will **enhance its image as an environmentally conscious company.**

03 Cost reduction



By reducing the amount of waste, **the costs of waste disposal** can, in turn, be reduced.

Additionally, saving on equipment and office supplies can help **cut costs and increase efficiency.**

👉 The \3Rs/ in reducing waste

The 3Rs represent a keyword for reducing waste and effectively utilizing resources.

Let's consider the 3Rs in our daily business activities and see what we can do.

First Reduce Reduce items that are likely to be trashed

- ☑ Go paperless by digitizing and sharing materials
- ☑ Promote the use of supplemental office supplies
- ☑ Reduce excessive packaging and promote simplified packaging



Next Reuse Use repeatedly

- ☑ Print on both sides or on unprinted side papers
- ☑ Reuse redundant office supplies and other items in other departments
- ☑ Provide products and services in reusable containers, etc.



Lastly. Recycle Use as a resource once again

- ☑ Separate bottles, cans, plastic bottles, and paper products and hand them over to a recycling business operator
- ☑ Actively use recycled paper and recycled products
- ☑ Promote composting of processed food scraps and leftovers using food waste disposers, etc.



Outsourcing to a waste disposal company

Step 1


Confirm whether the waste from business activities is **general business waste** or **industrial waste**.

Step 2

Contract with respective licensed waste disposal companies when outsourcing waste disposal.
(Make sure the contractor is a licensed contractor by presenting a permit or having a copy attached to the contract.)

General business waste

Food scraps (tea leaves, vegetable scraps, etc.), paper scraps, wood scraps, fiber scraps, and urine and others generated from temporary toilets, etc.



Outsource to a **general business waste disposal company** licensed by Meguro City

Check the list of licensed providers on the Meguro City Website.



Industrial waste

Cinder, oil, plastic, rubber, metal, glass, concrete, ceramics, bulky waste, etc.



Outsource to an **industrial waste disposal company** licensed by the Tokyo Metropolitan Government.

- For more information on the types of industrial waste and disposal methods, please contact Industrial Waste Management Section, Sustainable Materials Management Division, Bureau of Environment, Tokyo Metropolitan Government (☎03-5388-3586)
- For referrals of licensed contractors, please contact Tokyo Industrial Waste Association (☎03-5283-5455)

Please consult with a waste disposal company for recycling cans, plastic bottles, paper products, etc.

When outsourcing to a general business waste disposal company, please confirm the details of the contract first!

Point 1

Make sure that the contract clearly lists the **type of garbage to be collected, the amount, collection location, collection time, disposal fees, and other details**.

Point 2

General business waste disposal provider are prohibited by law from charging more than the **maximum amount of 46 yen/kg (Revised as of October 2023)** determined by the Meguro City ordinance. (If you agree to a flat rate, please check the amount of waste against the processing fee.)

About recyclables and waste collection by the city
City-mandated pre-registration procedures for wastepaper collection
Regarding general business waste disposal company

Meguro Waste
Collection Office
Waste Management &
Recycling Section

☎03 (3719) 5345
FAX 03 (3719) 5064
☎03 (5722) 9572



リサイクル適性 (A)
この印刷物は、印刷用の紙へ
リサイクルできます。

For more details on disposal of recycling and waste generated by business, please visit the City Website.

